

Signify Classified - Internal
Cooper Lighting Solutions Photometric Lab
1121 Highway 74 South
Peachtree City, GA 30269



Scaled data based on original data using
LM-79-08 Approved Method: Electrical and Photometric Measurements of Solid-
State Lighting Products

Test Report Prepared for
Cooper Lighting Solutions
(formerly Eaton)

Brand: STREETWORKS

Report Number: P868146

Luminaire Tested: **MEM2-HSN-SA-120-730-U-T4W-HSS**

Issue Date: 08/21/2024



Test Information

Test Method: LM-79-08
Report Number: P868146
Test Lab: INNOVATION CENTER(G3)
Issue Date: 08/21/2024
Manufacturer: COOPER LIGHTING SOLUTIONS (FORMERLY EATON)
Product Line: STREETWORKS
Catalog Number: MEM2-HSN-SA-120-730-U-T4W-HSS
Description: EPIC MODERN SHORT HOUSING DISCRETE LED ARRAYS 120W 70CRI 3000K
FIXTURE w/ TYPE IV WIDE DISTRIBUTION OPTIC AND HOUSE SIDE SHIELD
Light Source: (20) 3000K CCT, 70 CRI LEDS
Ballast/Driver: ELECTRONIC DRIVER

Summary

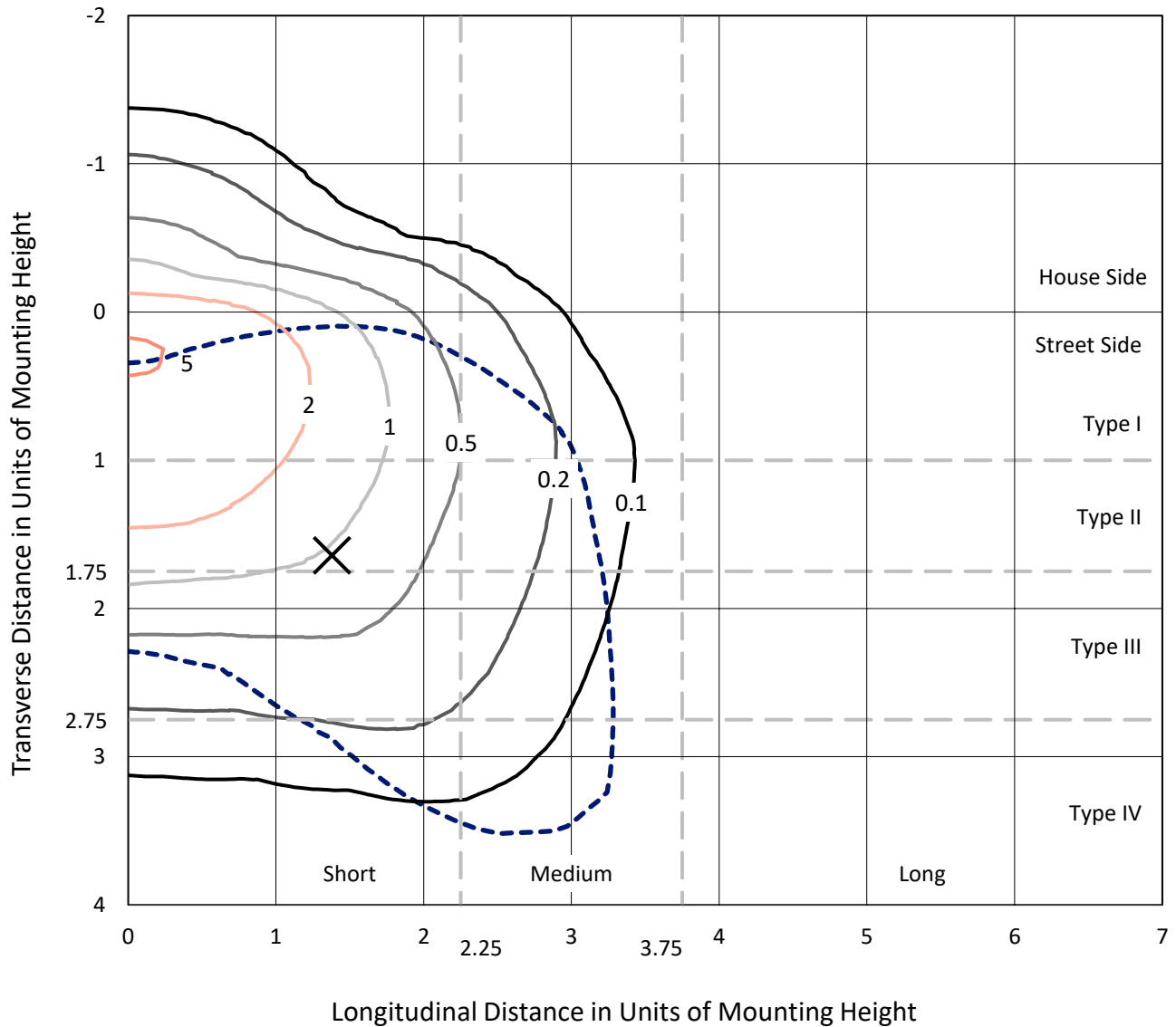
Lumens per Lamp: N/A
Luminaire Lumens: 9176.3 lumens
Efficiency: N/A
Efficacy: 90.9 lumens/watt
Luminous Opening: Rectangular (W 0.67' x L: 0.33' x H: 0')
IES Classification: Type IV - Short
BUG Rating: B1 - U0 - G2

Input Watts (W): 101
Input Voltage (V): 120
Input Current (A_{in}): NR
Voltage Rise (V): NR
Power Factor: 0.99
Total Harmonic Distortion (THDi): 9.45%
Frequency (hertz): 60
Stabilization Time: NR
Operation Time: NR
Ambient Temperature (°C): NR
Test Distance: 24 FT

REPORT NUMBER: P868146
 CATALOG NUMBER: MEM2-HSN-SA-120-730-U-T4W-HSS

Iso-Footcandle Lines of Horizontal Illumination

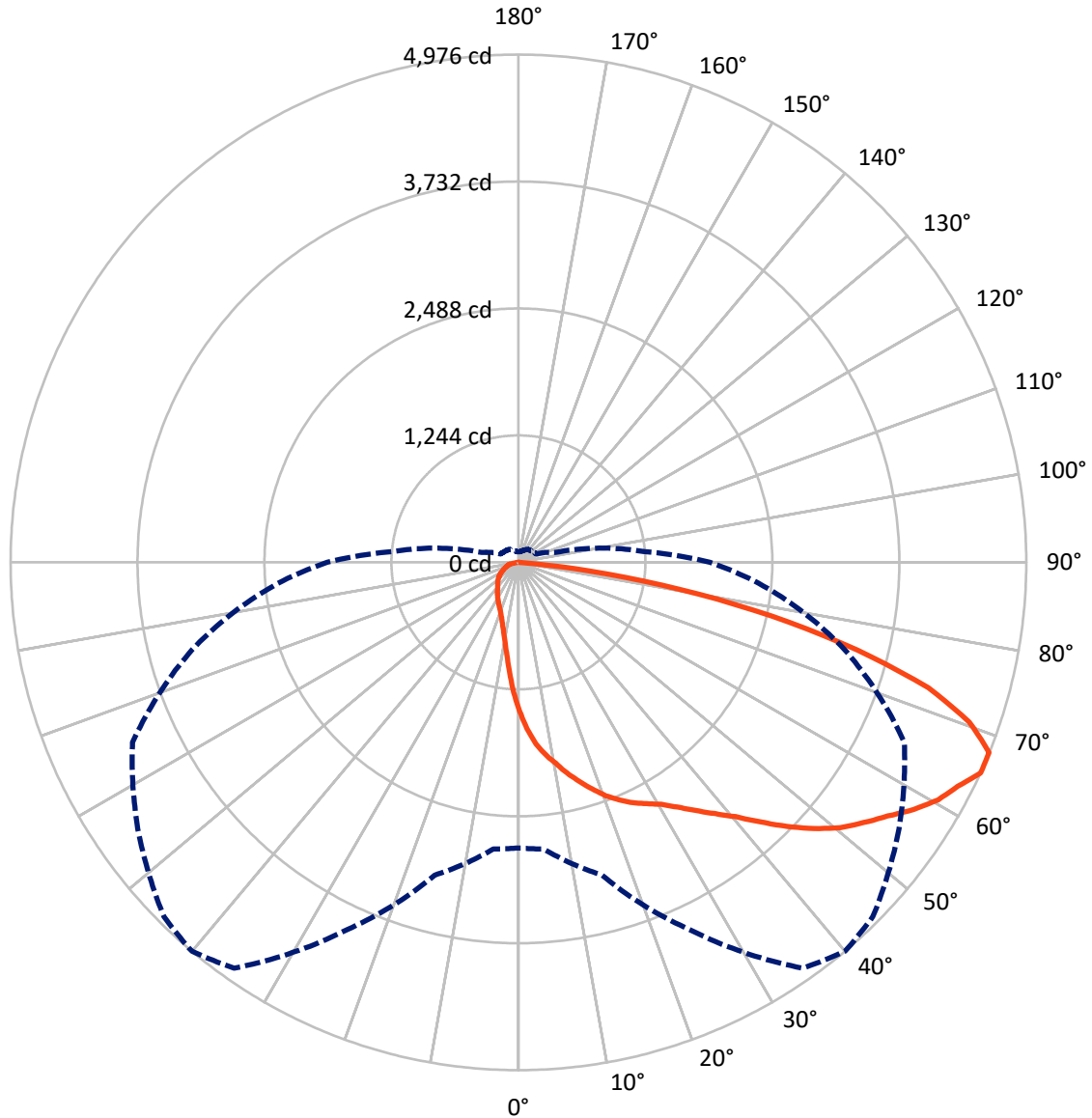
✕ Max cd
 - - - 1/2 Max cd



Based on 20 foot mounting height. Maximum calculated value = 5.3 fc
 Type IV - Short - N/A

REPORT NUMBER: P868146
CATALOG NUMBER: MEM2-HSN-SA-120-730-U-T4W-HSS

Luminous Intensity Polar Plot



— Vertical Plane Through 40-Deg Lateral - - - Horizontal Cone Through 65-Deg Vertical

REPORT NUMBER: P868146

CATALOG NUMBER: MEM2-HSN-SA-120-730-U-T4W-HSS

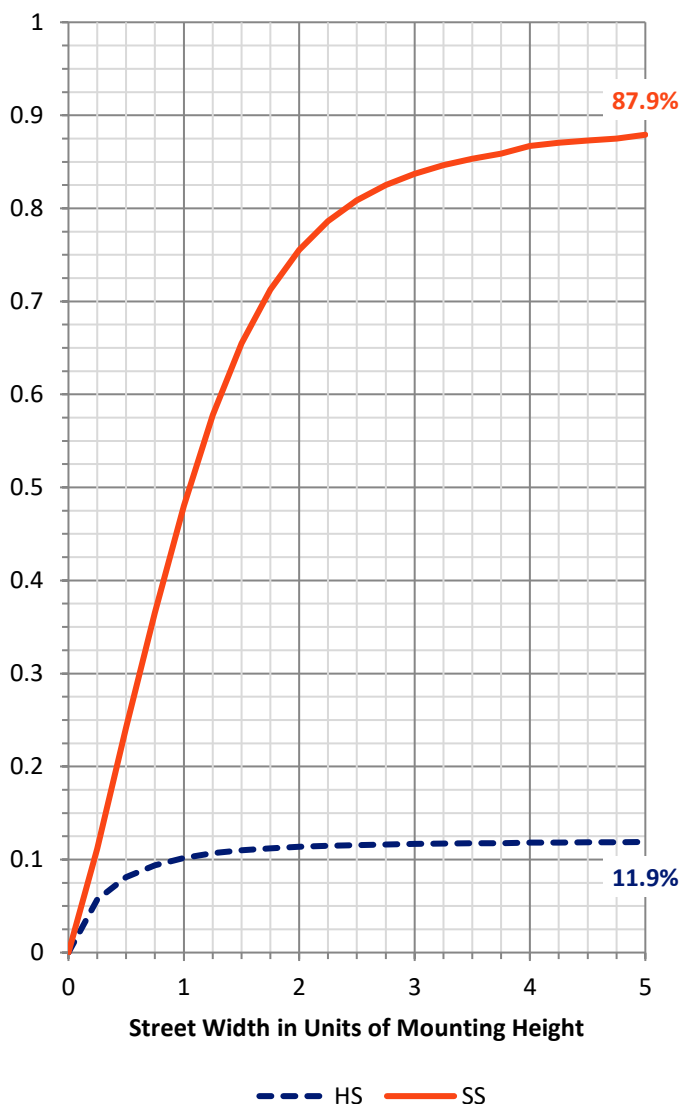
FLUX DISTRIBUTION:

		Downward	Upward	Total
House Side	Lumens	1098.6	0.0	1098.6
	% Fixture	12.0	0.0	12.0
Street Side	Lumens	8077.7	0.0	8077.7
	% Fixture	88.0	0.0	88.0
Total	Lumens	9176.3	0.0	9176.3
	% Fixture	100.0	0.0	100.0

ZONAL LUMENS:

Zone	Lumens	% Fixture
0°-10°	136.5	1.5
10°-20°	410.6	4.5
20°-30°	706.3	7.7
30°-40°	1067.6	11.6
40°-50°	1561.1	17.0
50°-60°	1993.9	21.7
60°-70°	1989.8	21.7
70°-80°	1166.8	12.7
80°-90°	143.7	1.6
90°-100°	0.0	0.0
100°-110°	0.0	0.0
110°-120°	0.0	0.0
120°-130°	0.0	0.0
130°-140°	0.0	0.0
140°-150°	0.0	0.0
150°-160°	0.0	0.0
160°-170°	0.0	0.0
170°-180°	0.0	0.0
0°-90°	9176.3	100.0
0°-180°	9176.3	100.0

Coefficient of Utilization



REPORT NUMBER: P868146

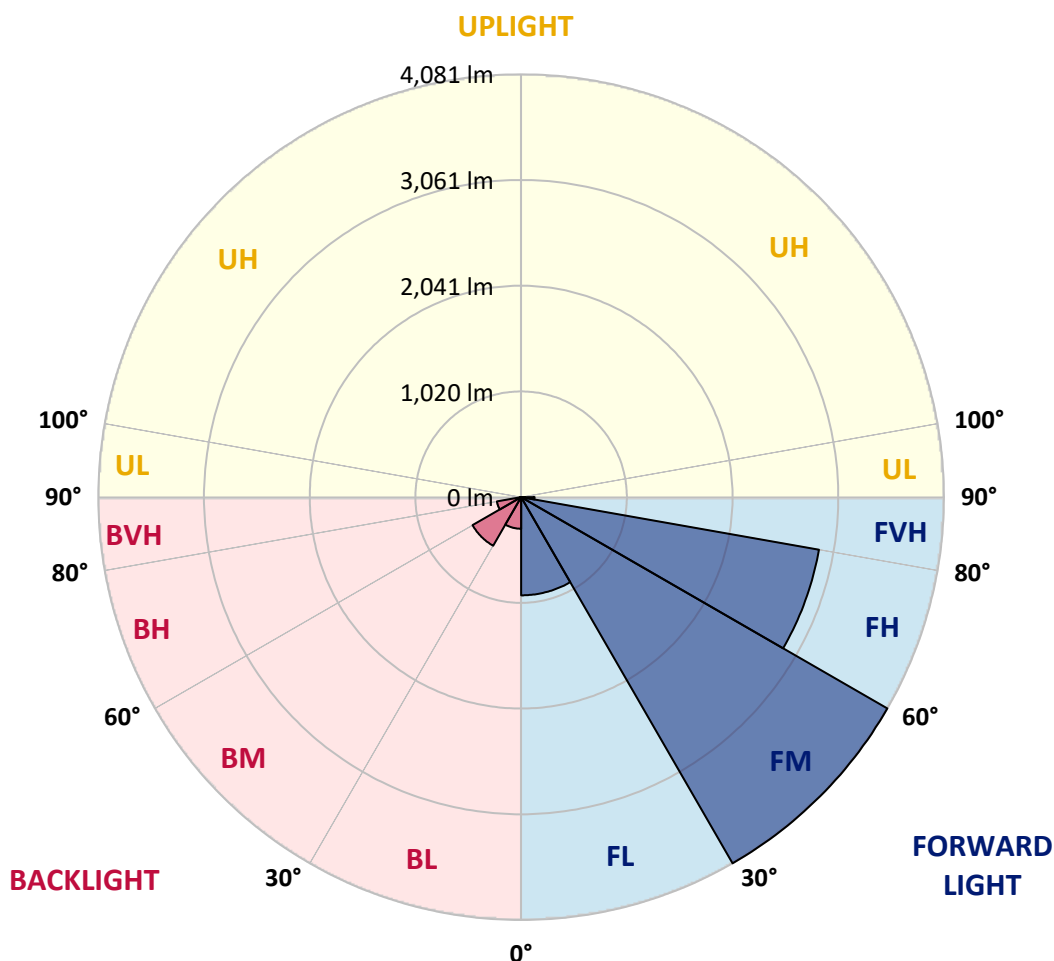
CATALOG NUMBER: MEM2-HSN-SA-120-730-U-T4W-HSS

LUMINAIRE CLASSIFICATION SYSTEM LUMEN TABLE AND BUG RATING:

Zone		Lumens	% Fixture	Zone Rating/Lumen Limit		
				B	U	G
FL	(0°-30°)	947.8	10.3			
FM	(30°-60°)	4081.2	44.5			
FH	(60°-80°)	2918.8	31.8			G2/5000
FVH	(80°-90°)	129.9	1.4			G2/225
BL	(0°-30°)	305.6	3.3	B1/500		
BM	(30°-60°)	541.3	5.9	B1/1000		
BH	(60°-80°)	237.9	2.6	B1/500		G1/500
BVH	(80°-90°)	13.8	0.2			G1/100
UL	(90°-100°)	0.0	0.0		U0/0	
UH	(100°-180°)	0.0	0.0		U0/0	

BUG Rating: B1-U0-G2

Type IV Short





REPORT NUMBER: P868146

CATALOG NUMBER: MEM2-HSN-SA-120-730-U-T4W-HSS

CANDELA DISTRIBUTION (FULL):

	0°	5°	15°	25°	35°	40°	45°	55°	65°	75°	85°
0°	1458.6	1458.6	1458.6	1458.6	1458.6	1458.6	1458.6	1458.6	1458.6	1458.6	1458.6
2.5°	1701.8	1694.0	1678.5	1665.5	1647.4	1631.9	1616.4	1588.0	1551.8	1520.7	1481.9
5°	1869.9	1856.9	1846.6	1831.1	1800.0	1787.1	1776.8	1717.3	1655.2	1590.5	1505.2
7.5°	1988.8	1999.2	1978.5	1955.2	1916.4	1900.9	1885.4	1825.9	1748.3	1655.2	1533.6
10°	2125.9	2128.5	2102.6	2074.2	2032.8	2001.8	1981.1	1908.7	1823.3	1719.9	1564.7
12.5°	2257.8	2257.8	2242.3	2200.9	2146.6	2118.1	2081.9	1999.2	1895.7	1774.2	1600.9
15°	2363.8	2369.0	2356.1	2325.0	2265.6	2226.8	2190.6	2094.9	1963.0	1836.2	1629.3
17.5°	2459.5	2456.9	2449.2	2420.7	2363.8	2332.8	2296.6	2190.6	2040.6	1885.4	1673.3
20°	2524.2	2524.2	2521.6	2506.1	2464.7	2441.4	2397.5	2286.2	2125.9	1957.8	1719.9
22.5°	2573.3	2570.7	2570.7	2573.3	2550.0	2526.8	2508.7	2397.5	2213.8	2019.9	1766.4
25°	2614.7	2612.1	2619.9	2625.0	2614.7	2609.5	2588.8	2503.5	2322.5	2092.3	1813.0
27.5°	2669.0	2676.8	2674.2	2674.2	2671.6	2676.8	2674.2	2601.8	2428.5	2169.9	1862.1
30°	2754.4	2767.3	2759.5	2749.2	2749.2	2751.8	2764.7	2718.2	2552.6	2265.6	1916.4
32.5°	2953.5	2940.6	2886.3	2850.0	2855.2	2857.8	2870.7	2844.9	2676.8	2374.2	1973.3
35°	3181.1	3165.6	3106.1	3023.3	2994.9	2984.5	2981.9	2966.4	2811.3	2490.6	2040.6
37.5°	3475.9	3481.1	3393.2	3274.2	3188.8	3124.2	3111.3	3077.6	2927.6	2596.6	2110.4
40°	3775.9	3755.2	3680.2	3563.9	3395.7	3276.8	3238.0	3191.4	3059.5	2707.8	2177.6
42.5°	4065.6	4026.8	3928.5	3801.8	3605.2	3475.9	3388.0	3328.5	3181.1	2829.4	2242.3
45°	4443.2	4332.0	4156.1	4042.3	3796.6	3690.6	3610.4	3478.5	3325.9	2950.9	2319.9
47.5°	4740.6	4525.9	4365.6	4316.5	3995.8	3897.5	3825.1	3641.4	3473.3	3088.0	2400.0
50°	4686.3	4554.4	4515.6	4471.6	4145.8	4086.3	4019.0	3827.7	3623.3	3232.8	2477.6
52.5°	4546.6	4562.1	4611.3	4536.3	4277.7	4236.3	4192.3	4026.8	3773.3	3351.8	2547.5
55°	4435.4	4466.5	4598.4	4575.1	4435.4	4388.9	4357.8	4223.3	3918.2	3460.4	2606.9
57.5°	4233.7	4207.8	4373.4	4642.3	4603.5	4567.3	4536.3	4430.2	4065.6	3538.0	2645.7
60°	3915.6	3819.9	4042.3	4559.6	4719.9	4725.1	4707.0	4585.4	4184.6	3538.0	2625.0
62.5°	3468.2	3377.6	3651.8	4282.8	4782.0	4831.1	4820.8	4639.7	4236.3	3460.4	2544.9
65°	2798.3	2819.0	3173.3	3969.9	4854.4	4975.9	4911.3	4551.8	4171.6	3310.4	2363.8
67.5°	2234.5	2296.6	2614.7	3563.9	4820.8	4973.4	4882.8	4303.5	3894.9	3100.9	2087.1
70°	1763.8	1805.2	2069.0	3015.6	4525.9	4686.3	4572.5	3923.3	3426.8	2777.6	1735.4
72.5°	1378.5	1417.3	1642.3	2413.0	4013.9	4200.1	4057.8	3411.3	2842.3	2356.1	1378.5
75°	1047.4	1075.9	1244.0	1859.5	3196.6	3429.4	3325.9	2731.1	2219.0	1864.7	1055.2
77.5°	675.0	713.8	902.6	1303.5	2257.8	2537.1	2550.0	2040.6	1595.7	1347.4	775.9
80°	447.4	462.9	579.3	848.3	1388.8	1606.1	1681.1	1378.5	1019.0	858.6	558.6
82.5°	186.2	206.9	276.7	426.7	695.7	698.3	799.2	581.9	413.8	364.7	235.3
85°	5.2	10.3	7.8	20.7	18.1	28.4	33.6	46.6	33.6	36.2	36.2
87.5°	0.0	0.0	2.6	2.6	5.2	5.2	5.2	5.2	5.2	7.8	5.2
90°	0.0	0.0	0.0	0.0	0.0	0.0	0.0	0.0	0.0	0.0	0.0



REPORT NUMBER: P868146

CATALOG NUMBER: MEM2-HSN-SA-120-730-U-T4W-HSS

CANDELA DISTRIBUTION (continued):

	90°	95°	105°	115°	125°	135°	145°	155°	165°	175°	180°
0°	1458.6	1458.6	1458.6	1458.6	1458.6	1458.6	1458.6	1458.6	1458.6	1458.6	1458.6
2.5°	1463.8	1440.5	1394.0	1357.8	1319.0	1290.5	1264.7	1236.2	1218.1	1220.7	1202.6
5°	1463.8	1419.9	1326.7	1244.0	1169.0	1114.7	1055.2	1008.6	975.0	969.8	985.4
7.5°	1471.6	1399.2	1259.5	1135.4	1031.9	946.6	884.5	837.9	814.7	799.2	796.6
10°	1479.3	1383.6	1197.4	1039.7	910.4	817.3	762.9	711.2	685.4	682.8	675.0
12.5°	1484.5	1365.5	1140.5	944.0	809.5	721.6	667.3	625.9	605.2	605.2	602.6
15°	1502.6	1360.4	1081.1	871.6	731.9	646.6	600.0	566.4	553.5	545.7	543.1
17.5°	1518.1	1350.0	1029.3	799.2	662.1	587.1	543.1	519.8	506.9	501.7	499.1
20°	1541.4	1344.9	980.2	739.7	610.4	537.9	504.3	483.6	475.9	470.7	470.7
22.5°	1564.7	1339.7	931.1	687.9	566.4	501.7	470.7	452.6	444.8	442.2	439.7
25°	1593.1	1337.1	889.7	644.0	527.6	473.3	444.8	429.3	419.0	413.8	413.8
27.5°	1621.6	1339.7	848.3	600.0	494.0	447.4	419.0	400.9	393.1	382.8	385.4
30°	1660.4	1342.3	814.7	563.8	465.5	421.6	395.7	372.4	362.1	356.9	356.9
32.5°	1699.2	1352.6	781.0	530.2	437.1	400.9	369.8	349.1	336.2	333.6	331.0
35°	1740.5	1360.4	750.0	501.7	413.8	377.6	346.6	325.9	315.5	312.9	312.9
37.5°	1787.1	1373.3	726.7	475.9	390.5	354.3	325.9	305.2	297.4	294.8	294.8
40°	1836.2	1394.0	708.6	452.6	372.4	333.6	307.8	289.7	284.5	281.9	281.9
42.5°	1885.4	1412.1	693.1	434.5	354.3	315.5	294.8	276.7	269.0	269.0	269.0
45°	1931.9	1425.0	677.6	416.4	336.2	302.6	279.3	263.8	256.0	256.0	256.0
47.5°	1973.3	1438.0	654.3	398.3	318.1	284.5	266.4	250.9	243.1	243.1	243.1
50°	2017.3	1445.7	628.5	375.0	300.0	271.6	253.5	235.3	230.2	227.6	227.6
52.5°	2053.5	1445.7	594.8	351.7	279.3	253.5	237.9	222.4	214.7	209.5	209.5
55°	2079.3	1445.7	558.6	323.3	258.6	237.9	222.4	206.9	196.6	188.8	188.8
57.5°	2094.9	1438.0	517.3	289.7	237.9	217.2	206.9	188.8	168.1	152.6	147.4
60°	2081.9	1414.7	473.3	253.5	214.7	199.1	191.4	168.1	139.7	131.9	131.9
62.5°	2027.6	1360.4	429.3	222.4	196.6	181.0	173.3	147.4	126.7	119.0	119.0
65°	1875.0	1228.5	375.0	194.0	175.9	165.5	155.2	131.9	113.8	103.5	103.5
67.5°	1652.6	1060.4	312.9	170.7	157.8	150.0	142.2	119.0	100.9	90.5	90.5
70°	1339.7	856.0	266.4	150.0	139.7	134.5	126.7	108.6	87.9	80.2	80.2
72.5°	1052.6	672.4	222.4	134.5	129.3	119.0	113.8	95.7	80.2	72.4	72.4
75°	783.6	501.7	196.6	119.0	119.0	106.0	103.5	85.3	69.8	64.7	64.7
77.5°	576.7	372.4	170.7	103.5	103.5	93.1	87.9	75.0	64.7	59.5	59.5
80°	390.5	253.5	126.7	77.6	77.6	75.0	69.8	64.7	54.3	49.1	46.6
82.5°	165.5	106.0	62.1	38.8	36.2	28.4	23.3	18.1	18.1	15.5	15.5
85°	28.4	12.9	12.9	10.3	7.8	7.8	7.8	5.2	5.2	5.2	5.2
87.5°	5.2	5.2	5.2	5.2	5.2	5.2	2.6	2.6	2.6	2.6	2.6
90°	0.0	0.0	0.0	0.0	0.0	0.0	0.0	0.0	0.0	0.0	0.0

LM-79-2019: Approved Method: Electrical and Photometric Measurements of Solid-
State Lighting Products

Report Prepared for

Cooper Lighting Solutions

Streetworks

Report Number: SP1-2407-157-4

Test Date: 08/07/2024

Luminaire Tested: MEM2-HTN-SA-40-730-U-5WQ-2

Data in this report applies to families of products including MEM2-HTN-SA-40-730-U-5WQ-2

Test Information

Test Method: LM-79-2019
 Report Number: SP1-2407-157-4
 Test Lab: COOPER LIGHTING SOLUTIONS
 Photometer: SP1 - 76IN SPHERE
 Measurement Geometry: 4π
 Issue Date: 08/20/2024
 Manufacturer: COOPER LIGHTING SOLUTIONS
 Product Line: Streetworks
 Catalog Number: **MEM2-HTN-SA-40-730-U-5WQ-2**
 Description: Epic Modern Light Square 40W 5WQ Optic and Flare Trim

Spectral Parameters

CCT (K): 3057
 CIE u': 0.2487
 CIE v': 0.5199
 Duv: -0.0002
 CIE x: 0.4326
 CIE y: 0.4020
 CIE z: 0.1654
 Peak Wavelength (nm): 593
 Dominant Wavelength (nm): 582
 Purity: 50.50735
 Rf: 74.6
 Rg: 94

CRI (Ra):	71.7		
R1:	68.1	R9:	-34.8
R2:	82.0	R10:	58.5
R3:	93.5	R11:	62.5
R4:	67.5	R12:	47.5
R5:	67.2	R13:	70.7
R6:	74.9	R14:	96.4
R7:	77.4	R15:	60.0
R8:	43.1		



Test Conditions

Stabilization Time: 21M
 Operation Time: 1H 21M
 Sphere Temperature (°C): 24.2

REPORT NUMBER: SP1-2407-157-4

Measurement and Test Equipment			
Instrument	Identification Number	Calibration Date	Calibration Due Date
Photometer	IN0058	6/18/2024	12/18/2024
Power Meter	INXT2011004	2/8/2024	2/8/2025
AC Power Source	IN0063	10/24/2023	10/24/2024
DC Power Source	IN0208	10/24/2023	10/24/2024
Sphere Thermometer	IN0085	10/24/2023	10/24/2024
Room Thermometer	IN0046	10/24/2023	10/24/2024

REPORT NUMBER: SP1-2407-157-4

CIE 1931 Chromaticity Diagram



CIE 1931 Chromaticity Diagram with 2017 ANSI 7-Step and 4-Step Quadrangles



Point lies inside the ANSI 3000K 4-step quadrangle

REPORT NUMBER: SP1-2407-157-4

Photopic Flux vs. Wavelength



Photopic Lumens: NR

λ (nm)	Power W [^] /nm	Lumens (ϕ /nm)	λ (nm)	Power W [^] /nm	Lumens (ϕ /nm)	λ (nm)	Power W [^] /nm	Lumens (ϕ /nm)	λ (nm)	Power W [^] /nm	Lumens (ϕ /nm)	λ (nm)	Power W [^] /nm	Lumens (ϕ /nm)
360	0	NR	490	104	NR	620	818	NR	750	20	NR	880	1	NR
365	0	NR	495	135	NR	625	755	NR	755	17	NR	885	0	NR
370	0	NR	500	184	NR	630	691	NR	760	15	NR	890	0	NR
375	0	NR	505	247	NR	635	625	NR	765	13	NR	895	0	NR
380	0	NR	510	309	NR	640	561	NR	770	11	NR	900	0	NR
385	0	NR	515	369	NR	645	499	NR	775	9	NR	905	0	NR
390	0	NR	520	419	NR	650	441	NR	780	8	NR	910	0	NR
395	0	NR	525	460	NR	655	388	NR	785	7	NR	915	0	NR
400	1	NR	530	492	NR	660	338	NR	790	6	NR	920	0	NR
405	3	NR	535	524	NR	665	294	NR	795	5	NR	925	0	NR
410	7	NR	540	553	NR	670	253	NR	800	4	NR	930	0	NR
415	15	NR	545	588	NR	675	218	NR	805	4	NR	935	0	NR
420	31	NR	550	625	NR	680	188	NR	810	3	NR	940	0	NR
425	60	NR	555	670	NR	685	161	NR	815	3	NR	945	0	NR
430	107	NR	560	723	NR	690	139	NR	820	3	NR	950	0	NR
435	183	NR	565	780	NR	695	118	NR	825	2	NR	955	0	NR
440	289	NR	570	837	NR	700	100	NR	830	2	NR	960	0	NR
445	460	NR	575	894	NR	705	85	NR	835	2	NR	965	0	NR
450	646	NR	580	942	NR	710	73	NR	840	1	NR	970	0	NR
455	561	NR	585	976	NR	715	62	NR	845	1	NR	975	0	NR
460	331	NR	590	998	NR	720	53	NR	850	1	NR	980	0	NR
465	238	NR	595	1000	NR	725	45	NR	855	1	NR	985	0	NR
470	178	NR	600	990	NR	730	39	NR	860	1	NR	990	0	NR
475	120	NR	605	962	NR	735	33	NR	865	1	NR	995	0	NR
480	96	NR	610	925	NR	740	28	NR	870	1	NR	1000	0	NR
485	95	NR	615	873	NR	745	24	NR	875	1	NR			

REPORT NUMBER: SP1-2407-157-4

Scotopic Flux vs. Wavelength



Scotopic Lumens: NR

S/P: 1.23

λ (nm)	Power W [^] /nm	Lumens (ϕ /nm)	λ (nm)	Power W [^] /nm	Lumens (ϕ /nm)	λ (nm)	Power W [^] /nm	Lumens (ϕ /nm)	λ (nm)	Power W [^] /nm	Lumens (ϕ /nm)	λ (nm)	Power W [^] /nm	Lumens (ϕ /nm)
360	0	NR	490	104	NR	620	818	NR	750	20	NR	880	1	NR
365	0	NR	495	135	NR	625	755	NR	755	17	NR	885	0	NR
370	0	NR	500	184	NR	630	691	NR	760	15	NR	890	0	NR
375	0	NR	505	247	NR	635	625	NR	765	13	NR	895	0	NR
380	0	NR	510	309	NR	640	561	NR	770	11	NR	900	0	NR
385	0	NR	515	369	NR	645	499	NR	775	9	NR	905	0	NR
390	0	NR	520	419	NR	650	441	NR	780	8	NR	910	0	NR
395	0	NR	525	460	NR	655	388	NR	785	7	NR	915	0	NR
400	1	NR	530	492	NR	660	338	NR	790	6	NR	920	0	NR
405	3	NR	535	524	NR	665	294	NR	795	5	NR	925	0	NR
410	7	NR	540	553	NR	670	253	NR	800	4	NR	930	0	NR
415	15	NR	545	588	NR	675	218	NR	805	4	NR	935	0	NR
420	31	NR	550	625	NR	680	188	NR	810	3	NR	940	0	NR
425	60	NR	555	670	NR	685	161	NR	815	3	NR	945	0	NR
430	107	NR	560	723	NR	690	139	NR	820	3	NR	950	0	NR
435	183	NR	565	780	NR	695	118	NR	825	2	NR	955	0	NR
440	289	NR	570	837	NR	700	100	NR	830	2	NR	960	0	NR
445	460	NR	575	894	NR	705	85	NR	835	2	NR	965	0	NR
450	646	NR	580	942	NR	710	73	NR	840	1	NR	970	0	NR
455	561	NR	585	976	NR	715	62	NR	845	1	NR	975	0	NR
460	331	NR	590	998	NR	720	53	NR	850	1	NR	980	0	NR
465	238	NR	595	1000	NR	725	45	NR	855	1	NR	985	0	NR
470	178	NR	600	990	NR	730	39	NR	860	1	NR	990	0	NR
475	120	NR	605	962	NR	735	33	NR	865	1	NR	995	0	NR
480	96	NR	610	925	NR	740	28	NR	870	1	NR	1000	0	NR
485	95	NR	615	873	NR	745	24	NR	875	1	NR			

REPORT NUMBER: SP1-2407-157-4

Melanopic Flux vs. Wavelength



Melanopic Lumens: NR

M/P: 2.27

λ (nm)	Power W [^] /nm	Lumens (φ/nm)	λ (nm)	Power W [^] /nm	Lumens (φ/nm)	λ (nm)	Power W [^] /nm	Lumens (φ/nm)	λ (nm)	Power W [^] /nm	Lumens (φ/nm)	λ (nm)	Power W [^] /nm	Lumens (φ/nm)
360	0	NR	490	104	NR	620	818	NR	750	20	NR	880	1	NR
365	0	NR	495	135	NR	625	755	NR	755	17	NR	885	0	NR
370	0	NR	500	184	NR	630	691	NR	760	15	NR	890	0	NR
375	0	NR	505	247	NR	635	625	NR	765	13	NR	895	0	NR
380	0	NR	510	309	NR	640	561	NR	770	11	NR	900	0	NR
385	0	NR	515	369	NR	645	499	NR	775	9	NR	905	0	NR
390	0	NR	520	419	NR	650	441	NR	780	8	NR	910	0	NR
395	0	NR	525	460	NR	655	388	NR	785	7	NR	915	0	NR
400	1	NR	530	492	NR	660	338	NR	790	6	NR	920	0	NR
405	3	NR	535	524	NR	665	294	NR	795	5	NR	925	0	NR
410	7	NR	540	553	NR	670	253	NR	800	4	NR	930	0	NR
415	15	NR	545	588	NR	675	218	NR	805	4	NR	935	0	NR
420	31	NR	550	625	NR	680	188	NR	810	3	NR	940	0	NR
425	60	NR	555	670	NR	685	161	NR	815	3	NR	945	0	NR
430	107	NR	560	723	NR	690	139	NR	820	3	NR	950	0	NR
435	183	NR	565	780	NR	695	118	NR	825	2	NR	955	0	NR
440	289	NR	570	837	NR	700	100	NR	830	2	NR	960	0	NR
445	460	NR	575	894	NR	705	85	NR	835	2	NR	965	0	NR
450	646	NR	580	942	NR	710	73	NR	840	1	NR	970	0	NR
455	561	NR	585	976	NR	715	62	NR	845	1	NR	975	0	NR
460	331	NR	590	998	NR	720	53	NR	850	1	NR	980	0	NR
465	238	NR	595	1000	NR	725	45	NR	855	1	NR	985	0	NR
470	178	NR	600	990	NR	730	39	NR	860	1	NR	990	0	NR
475	120	NR	605	962	NR	735	33	NR	865	1	NR	995	0	NR
480	96	NR	610	925	NR	740	28	NR	870	1	NR	1000	0	NR
485	95	NR	615	873	NR	745	24	NR	875	1	NR			

Summary

$R_f = 74.6$
 $R_g = 94$
 $CIE R_a = 71.7$
 $R_9 = -34.8$



Color Vector Graphics



Individual Sample Fidelity Index ($R_{f,i}$)

CES01 = 86	CES26 = 65	CES51 = 87	CES76 = 58
CES02 = 62	CES27 = 89	CES52 = 85	CES77 = 76
CES03 = 31	CES28 = 84	CES53 = 77	CES78 = 61
CES04 = 71	CES29 = 68	CES54 = 85	CES79 = 86
CES05 = 49	CES30 = 83	CES55 = 84	CES80 = 83
CES06 = 51	CES31 = 71	CES56 = 74	CES81 = 73
CES07 = 41	CES32 = 64	CES57 = 74	CES82 = 93
CES08 = 40	CES33 = 78	CES58 = 75	CES83 = 91
CES09 = 29	CES34 = 75	CES59 = 85	CES84 = 88
CES10 = 76	CES35 = 87	CES60 = 90	CES85 = 75
CES11 = 59	CES36 = 92	CES61 = 81	CES86 = 64
CES12 = 65	CES37 = 84	CES62 = 89	CES87 = 77
CES13 = 43	CES38 = 92	CES63 = 75	CES88 = 80
CES14 = 74	CES39 = 96	CES64 = 65	CES89 = 67
CES15 = 71	CES40 = 92	CES65 = 64	CES90 = 80
CES16 = 47	CES41 = 93	CES66 = 60	CES91 = 78
CES17 = 50	CES42 = 86	CES67 = 58	CES92 = 56
CES18 = 56	CES43 = 77	CES68 = 66	CES93 = 73
CES19 = 73	CES44 = 99	CES69 = 75	CES94 = 49
CES20 = 66	CES45 = 85	CES70 = 60	CES95 = 66
CES21 = 87	CES46 = 81	CES71 = 56	CES96 = 76
CES22 = 79	CES47 = 86	CES72 = 85	CES97 = 82
CES23 = 92	CES48 = 75	CES73 = 52	CES98 = 76
CES24 = 91	CES49 = 79	CES74 = 95	CES99 = 64
CES25 = 73	CES50 = 86	CES75 = 60	



Color Rendition by Hue-Angle Bin



Measure Comparisons



(END OF REPORT)